

Triplet® SF









Control Tough Weeds in Turf with Triple the Power.

Triplet® SF is perfect for broad-spectrum control of hard-to-kill broadleaf weeds in turf such as dandelion, clover, henbit and plantains. Made from a combination of three powerful selective herbicides, it's ideal for both cool- and warm-season grasses. Plus, Triplet SF is labeled for use on sod farms.

POWERFUL BROAD-SPECTRUM CONTROL

- Labeled for sod farm usage
- Combination of three powerful selective herbicides
- Excellent control of a variety of broadleaf weeds
- Flexible application rates – higher rates for problem areas, lower rates for turf maintenance
- Ideal for cool- or warm-season turf
- Tank-mix compatible with most liquid fertilizers and iron*
*Compatibility test required

EPA REG. NO.	228-312
ACTIVE INGR.	2,4-D (30.56%), mecoprop-p (8.17%), dicamba (2.77%)
FORMULATION	liquid
CHEM. FAMILY	phenoxy, benzoic acid
HRAC NO.	4
SIGNAL WORD	danger
RESTRICTED	no
PACKAGE SIZE	5 x 1 gal, 2 x 2.5 gal, 30 gal, 55 gal, 250 gal

-  RESIDENTIAL
-  COMMERCIAL
-  TURF
-  GOLF TURF
-  POST EMERGE
-  SOD FARMS



Grow a better tomorrow.

Triplet® SF

KEY USES

Athletic fields
 Cemeteries
 Golf courses (*fairways, aprons, tees and roughs*)
 Ornamental turf lawns (*residential, industrial and institutional*)
 Parks
 Rights-of-way and other non-crop areas
 Roadsides (*including aprons and guardrails*)
 Sod farms

KEY WEEDS CONTROLLED

(See product label for complete list)

Bedstraw
 Black medic
 Buckhorn
 Burdock
 Carrot, wild
 Chicory
 Chickweed
 Clover
 Dandelion
 Dock
 Garlic, wild
 Ground ivy
 Healall
 Henbit
 Knotweed
 Lambsquarters
 Lettuce, wild
 Lespedeza
 Mallow
 Morningglory
 Onion, wild
 Peppergrass
 Pigweed
 Plantain
 Poison ivy
 Poison oak
 Purslane
 Ragweed
 Sheep sorrel
 Shepherd's-purse
 Speedwell
 Spurge
 Yarrow

USE SUMMARY

ORNAMENTAL LAWNS & TURF APPLICATION RATES

SITE	USE RATE (fluid ounces)	SPRAY VOLUME (gallons)	USE RATE (pints)	SPRAY VOLUME (gallons)
	PER 1000 SQ. FT.		PER ACRE	

Bahiagrass, bluegrass, common bermudagrass, fescue, ryegrass, zoysiagrass	1.1 to 1.5	0.5 to 5	3 to 4	5 to 220
---	------------	----------	--------	----------

Use Directions: For Professional Lawn Maintenance: Higher water volumes may be used when tank-mixed with a turf fertilizer. Follow fertilizer labels for proper amounts to add. Use reduced rates if grass is stressed from heat or drought. Exercise care when applying during growth stages from dormancy to green-up and from green-up to dormancy. Some temporary discoloration may occur on warm-season grasses.

If Bermudagrass is Dormant: Up to 4 pints per acre may be used. However, some hybrid bermudagrasses may be sensitive to this product. Contact your local extension service weed control specialist.

Dormant St. Augustine (Common, Raleigh, and Seville varieties grown in Texas, Louisiana, and Mississippi only)	0.75 to 0.90 Maximum	1 to 5	2 to 2.5 Maximum	40 to 200
---	-------------------------	--------	---------------------	-----------

Dormant centipede grasses
(Texas, Louisiana and Mississippi only)

Use Directions: Use reduced rates if grass is stressed from heat or drought. Exercise care when applying during growth stages from dormancy to green-up and from greenup to dormancy. Some temporary discoloration may occur on warm-season grasses.

Bentgrass (putting and bowling greens)	0.67 Maximum	3.3	1.8 Maximum	145
---	-----------------	-----	----------------	-----

Use Directions: Apply on closely mowed bentgrass, preferably in May or mid-August through September. Slight turf yellowing will disappear after about one week. On closely mowed golf course fairways and tees or bowling greens - apply when weeds are actively growing and temperatures are low. Exercise care to avoid over application to prevent injury. Temporary discoloration may occur.

Note: Care should be taken to avoid overdosing bentgrass or injury may result. Large volumes of spray water (i.e. one fluid ounce in 5 gallons of water per 1,500 square feet) will aid in obtaining uniform coverage. If hand-type sprayers are used, it is preferable to use a single nozzle sprayer rather than a multiple nozzle boom as sideways application with a boom where the spray is from more than one nozzle is allowed to fall on the same area will result in heavy local over-application and subsequent turf discoloration or injury.

NON-TURF AREAS APPLICATION RATES

Roadsides (including aprons and guardrails), rights-of-way and other similar non-crop areas: For control of broadleaf weeds, mix at a rate of 1.5 to 3.5 quarts of this product per acre in enough water to wet all parts of the foliage. This may require 50 to 300 gallons of water per acre. This mixture will cover 43,560 square feet. Thoroughly saturate all weeds with spray mixture. Apply any time between the time when plants come into full leaf (spring) to when the plants begin to go dormant. Best results are obtained when weeds are young and actively growing. Do not cut weeds until herbicide has translocated throughout the plant causing root death.

For control of woody plants, apply to both stems and foliage any time from the time foliage is completely matured until the time plants start to go dormant. All leaves, stems and suckers must be completely wet to the ground line for effective control. Regrowth may be anticipated on the more resistant species.

Woody Brush: Add 1 to 1.5 gallons of this product per acre to wet all parts of the brush foliage, stem and bark. This may require up to 200 to 600 gallons of water per 43,560 square feet depending upon the height and thickness of the brush. Mix thoroughly before spraying.

See label for complete directions for use.



www.nufarm.com/us

For specific application rates, directions, mixing instructions and precautions, read the product label. Please visit www.nufarm.com/us to download a full label.
 ©2015 Nufarm. Important: Always read and follow label instructions. Triplet® is a trademark of Nufarm. 15-10-0048